

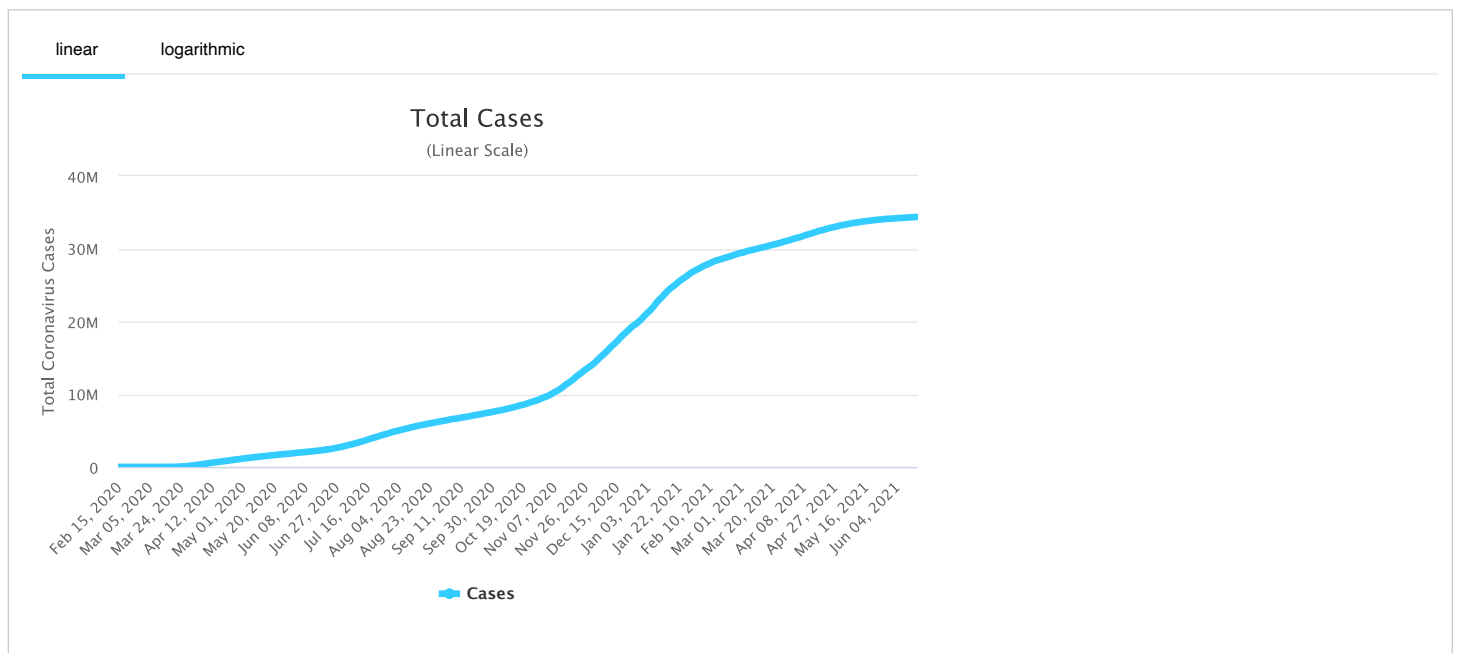
#	USA State ↕	Total Cases ↕	New Cases ↕	Total Deaths ↕	New Deaths ↕	Total Recovered ↕	Active Cases ↕	Tot Cases/1M pop ↕	Deaths/1M pop ↕	Total Tests
	USA Total	34,365,985		616,150		28,616,495	5,133,340	103,824	1,861	496,6
1	<u>California</u> (/coronavirus/usa/california/)	3,805,689		63,227		2,068,512	1,673,950	96,317	1,600	67,9
2	<u>Texas</u> (/coronavirus/usa/texas/)	2,981,402		52,240		2,873,943	55,219	102,822	1,802	31,1
3	<u>Florida</u> (/coronavirus/usa/florida/)	2,352,995		37,448		2,131,508	184,039	109,555	1,744	30,4
4	<u>New York</u> (/coronavirus/usa/new-york/)	2,165,099		53,899		1,840,300	270,900	111,296	2,771	57,6
5	<u>Illinois</u> (/coronavirus/usa/illinois/)	1,388,338		25,531		1,336,565	26,242	109,561	2,015	25,2
6	<u>Pennsylvania</u> (/coronavirus/usa/pennsylvania/)	1,214,083		27,642		1,161,070	25,371	94,835	2,159	14,3
7	<u>Georgia</u> (/coronavirus/usa/georgia/)	1,129,675		21,228		1,028,625	79,822	106,398	1,999	11,7

#	USA State	Total Cases	New Cases	Total Deaths	New Deaths	Total Recovered	Active Cases	Tot Cases/ 1M pop	Deaths/ 1M pop	Total Tests
8	Ohio (/coronavirus/usa/ohio/)	1,107,902		20,122		1,078,276	9,504	94,781	1,721	13,4
9	New Jersey (/coronavirus/usa/new-jersey/)	1,020,326		26,357		954,007	39,962	114,873	2,967	14,3
10	North Carolina (/coronavirus/usa/north-carolina/)	1,009,531		13,314		989,649	6,568	96,255	1,269	13,5
11	Michigan (/coronavirus/usa/michigan/)	997,816		20,822		852,204	124,790	99,913	2,085	14,6
12	Arizona (/coronavirus/usa/arizona/)	888,005		17,791		856,826	13,388	122,000	2,444	5,0
13	Tennessee (/coronavirus/usa/tennessee/)	865,750		12,506		851,146	2,098	126,772	1,831	8,0
14	Indiana (/coronavirus/usa/indiana/)	750,170		13,763		725,196	11,211	111,430	2,044	10,6
15	Massachusetts (/coronavirus/usa/massachusetts/)	709,080		17,953		688,876	2,251	102,877	2,605	23,4
16	Virginia (/coronavirus/usa/virginia/)	678,226		11,330		56,861	610,035	79,459	1,327	10,0
17	Wisconsin (/coronavirus/usa/wisconsin/)	676,442		8,041		N/A	N/A	116,179	1,381	3,5
18	Missouri (/coronavirus/usa/missouri/)	607,722		9,846		551,800	46,076	99,019	1,604	7,5
19	Minnesota (/coronavirus/usa/minnesota/)	604,052		7,601		595,378	1,073	107,108	1,348	10,1
20	South Carolina (/coronavirus/usa/south-carolina/)	595,310		9,786		559,698	25,826	115,623	1,901	8,0
21	Colorado (/coronavirus/usa/colorado/)	552,183		6,879		440,327	104,977	95,886	1,195	3,1
22	Alabama (/coronavirus/usa/alabama/)	548,323		11,288		N/A	N/A	111,830	2,302	2,7
23	Louisiana (/coronavirus/usa/louisiana/)	476,792		10,670		N/A	N/A	102,563	2,295	7,6
24	Kentucky (/coronavirus/usa/kentucky/)	462,922		7,175		53,266	402,481	103,616	1,606	6,7
25	Maryland (/coronavirus/usa/maryland/)	461,470		9,695		10,824	440,951	76,331	1,604	10,6
26	Oklahoma (/coronavirus/usa/oklahoma/)	455,145		7,354		446,599	1,192	115,024	1,858	4,0
27	Washington (/coronavirus/usa/washington/)	448,160		5,843		220,640	221,677	58,853	767	7,3

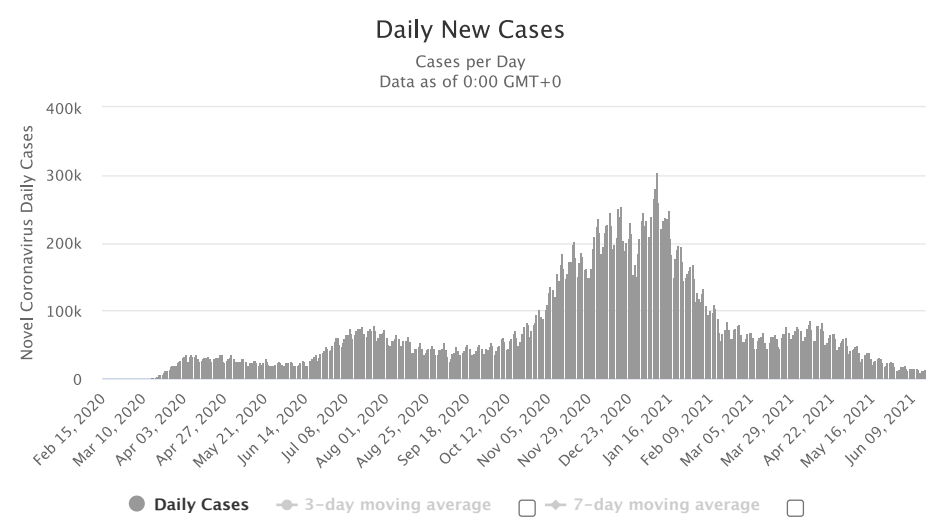
#	USA State	Total Cases	New Cases	Total Deaths	New Deaths	Total Recovered	Active Cases	Tot Cases/ 1M pop	Deaths/ 1M pop	Total Tests
28	Utah (/coronavirus/usa/utah/)	410,377		2,324		402,344	5,709	128,004	725	5,0
29	Iowa (/coronavirus/usa/iowa/)	403,492		6,109		364,401	32,982	127,887	1,936	5,1
30	Connecticut (/coronavirus/usa/connecticut/)	348,560		8,265		336,351	3,944	97,765	2,318	9,4
31	Arkansas (/coronavirus/usa/arkansas/)	344,657		5,867		336,470	2,320	114,208	1,944	3,7
32	Nevada (/coronavirus/usa/nevada/)	328,194		5,635		308,538	14,021	106,551	1,829	3,4
33	Mississippi (/coronavirus/usa/mississippi/)	319,511		7,368		310,189	1,954	107,357	2,476	2,8
34	Kansas (/coronavirus/usa/kansas/)	316,343		5,128		306,238	4,977	108,585	1,760	1,4
35	Nebraska (/coronavirus/usa/nebraska/)	223,931		2,258		N/A	N/A	115,762	1,167	3,0
36	Oregon (/coronavirus/usa/oregon/)	205,698		2,744		183,670	19,284	48,770	651	5,2
37	New Mexico (/coronavirus/usa/new-mexico/)	204,472		4,305		192,629	7,538	97,515	2,053	3,5
38	Idaho (/coronavirus/usa/idaho/)	193,919		2,122		113,561	78,236	108,513	1,187	1,3
39	West Virginia (/coronavirus/usa/west-virginia/)	163,311		2,861		157,777	2,673	91,126	1,596	2,9
40	Rhode Island (/coronavirus/usa/rhode-island/)	152,333		2,723		9,360	140,250	143,797	2,570	4,4
41	South Dakota (/coronavirus/usa/south-dakota/)	124,382		2,026		122,186	170	140,599	2,290	4
42	Montana (/coronavirus/usa/montana/)	113,021		1,649		110,859	513	105,748	1,543	1,4
43	North Dakota (/coronavirus/usa/north-dakota/)	110,492		1,522		108,706	264	144,991	1,997	4
44	Delaware (/coronavirus/usa/delaware/)	109,418		1,679		106,249	1,490	112,366	1,724	7
45	New Hampshire (/coronavirus/usa/new-hampshire/)	99,196		1,364		97,563	269	72,954	1,003	2,3
46	Maine (/coronavirus/usa/maine/)	68,683		853		N/A	N/A	51,095	635	2,7
47	Alaska (/coronavirus/usa/alaska/)	67,936		366		63,508	4,062	92,866	500	2,3

#	USA State	Total Cases	New Cases	Total Deaths	New Deaths	Total Recovered	Active Cases	Tot Cases/ 1M pop	Deaths/ 1M pop	Total Tests
48	Wyoming (/coronavirus/usa/wyoming/)	61,359		734		60,144	481	106,018	1,268	7
49	District Of Columbia (/coronavirus/usa/district-of-columbia/)	49,223		1,139		34,895	13,189	69,746	1,614	1,6
50	Hawaii (/coronavirus/usa/hawaii/)	37,134		507		N/A	N/A	26,227	358	1,6
51	Vermont (/coronavirus/usa/vermont/)	24,348		256		23,780	312	39,020	410	1,7
52	Puerto Rico	270,823		2,538		121,227	147,058	79,961	749	4
53	Guam	8,261		139		8,066	56			1
54	United States Virgin Islands	3,747		30		3,625	92			1
55	Northern Mariana Islands	183		2		N/A	N/A			
56	American Samoa	4				4	0			
57	US Military	300,189		354		290,878	8,957			
58	Veteran Affairs	264,050		12,341		250,132	1,577			3,8
59	Federal Prisons	55,023		243		N/A	N/A			1
60	Navajo Nation	30,936		1,341		29,554	41			2
61	Grand Princess Ship	122		7		115	0			
62	Wuhan Repatriated	3				3	0			
63	Diamond Princess Ship	46				46	0			
	Total:	34,365,985		616,150		28,616,495	5,133,340	103,824	1,861	496,6

Total Coronavirus Cases in the United States

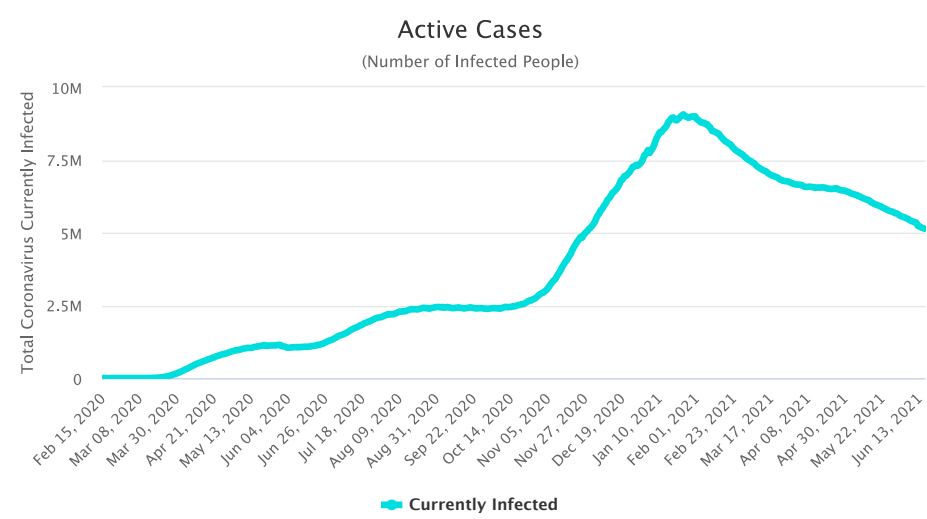


Daily New Cases in the United States



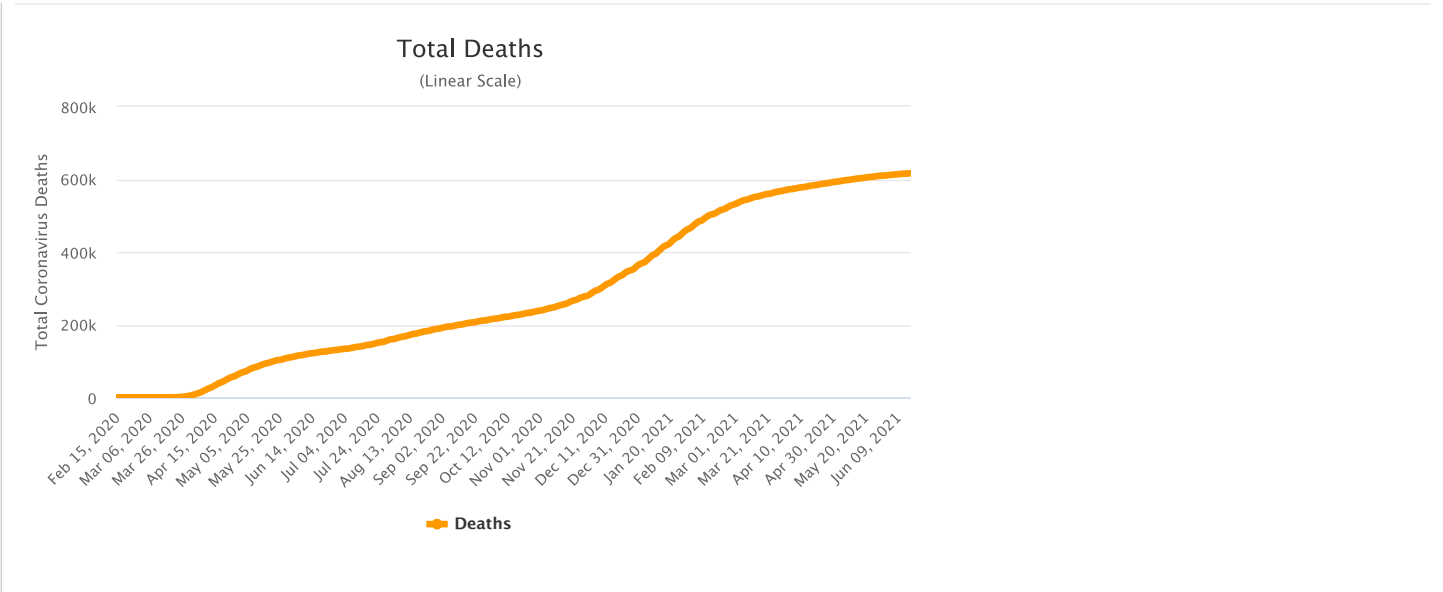
See also: [Daily Deaths Graph](#)

Active Cases in the United States

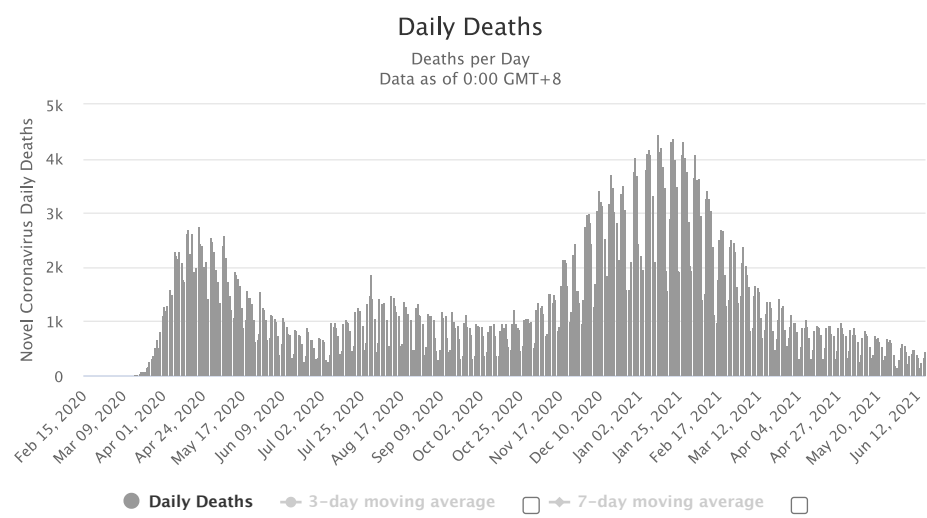


Total Coronavirus Deaths in the United States





Daily New Deaths in the United States



See also: [Daily Cases Graph](#)

Latest News

June 16 (GMT)

Updates

- 14,063 new cases and 434 new deaths in [the United States \(/coronavirus/country/us/\)](#)

June 15

June 14

June 13

Historical account of the initial stages of the epidemic in the United States

Content:

- First 20 cases in the United States
- Progression of first suspected cases
- Timeline of initial events
- Sources for the historical account

First 20 cases in the United States

Information collected on the first 20 domestic cases (not including repatriated cases and Diamond Princess cruise ship evacuee cases) is presented in the table below:

State	Cases	Sex	Age	Date	Case #	Location	Source
Oregon	1			Feb. 29	17 th	Washington C.	
Washington	2			Feb. 29	18, 19 th		
	1	M	30s	Jan. 21	1 st	Snohomish	[7]
Illinois	1			Mar. 1	20 th		
	1	M	60s	Jan. 30	6 th	Chicago	[12]
	1	F	60s	Jan. 24	2 nd	Chicago	[8]
California	2	unkn.	unkn.	Jan. 26	3 rd , 4 th	Orange C., L.A.	[9]
	1	M	adult	Jan. 31	7 th	Santa Clara C.	[17][18]
	1	F	unkn.	Feb. 2	9 th	Santa Clara C.	
	1	M	57	Feb. 2	10 th	San Benito C.	
	1	F	57	Feb. 2	11 th	San Benito C.	
	1		65	Feb. 28	16 th	Santa Clara C.	
	1			Feb. 21	13 th	Humboldt C.	
	1			Feb. 21	14 th	Sacramento C.	
	1			Feb. 26	15 th	[Northern California]	
Massachusetts	1	M	20s	Feb. 1	8 th	Boston	[16]
Arizona	1	unkn.	student	Jan. 26	5 th	Maricopa County	
Wisconsin	1			Feb. 5	12 th	Madison	

Patients Under Investigation (PUI) in the United States

CDC in the early stages released information regarding the number of cases and people under investigation that was updated regularly on Mondays, Wednesdays, and Fridays. Below we provide the historical reports that we were able to gather in order to track the progression in the number of suspected cases and US states involved through time in the initial stages

As of Feb. 10:

<i>Number of U.S. States with PUI</i>	<i>36</i>
Positive	12
Negative	318
Pending (specimens awaiting testing)	68
TOTAL	398

As of Feb. 7:

<i>Number of U.S. States with PUI</i>	<i>36</i>
Positive	12
Negative	225
Pending (specimens awaiting testing)	100
TOTAL	337

As of Feb. 5:

<i>Number of U.S. States with PUI</i>	<i>36</i>
Positive	11
Negative	206
Pending (specimens awaiting testing)	76
TOTAL	293

As of Feb. 3:

<i>Number of U.S. States with PUI</i>	<i>36</i>
Positive	11
Negative	167
Pending (specimens awaiting testing)	82
TOTAL	260

As of January 31:

<i>Number of U.S. States with PUI</i>	<i>36</i>
Positive	6
Negative	114
Pending (specimens awaiting testing)	121
TOTAL	241

Previously, as of January 29, there were 92 suspected cases awaiting testing.

<i>Number of U.S. States with PUI</i>	<i>36</i>
Positive	5
Negative	68
Pending (specimens awaiting testing)	92
TOTAL	165

Timeline of Events

-  On January 31, HHS declared Coronavirus a Public Health Emergency in the US (<https://www.hhs.gov/about/news/2020/01/31/secretary-azar-declares-public-health-emergency-us-2019-novel-coronavirus.html>)
As of Jan. 31, the Wuhan coronavirus is officially a public health emergency in the United States, Alex Azar, secretary of the US Department of Health and Human Services (HHS), announced at a White House press briefing.
-  On Jan. 31, the U.S. Centers for Disease Control and Prevention (CDC) **issued a federal quarantine for 14 days** affecting the 195 American evacuees from Wuhan, China. Starting Sunday, Feb. 2, U.S. citizens, permanent residents and immediate family who have visited China's Hubei province will undergo a **mandatory 14 days quarantine** and, if they have visited other parts of China, they would be screened at airports and asked to self-quarantine for 14 days. The last time the CDC had issued a quarantine was over 50 years ago in the 1960s, for smallpox.
-  President Donald Trump signed an order on Jan. 31 for the U.S. to **deny entry to foreign nationals who traveled to China** within the preceding two weeks, aside from the immediate family of U.S. citizens.
- On Jan. 30, the CDC had confirmed the **first case of person to person transmission in the U.S.:** ^[12] the husband of the Chicago, Illinois case who had returned from Wuhan, China on Jan. 13 and who tested positive for the virus on Jan. 24).
- CDC stated on Jan. 30 that "It is likely there will be more cases of 2019-nCoV reported in the U.S. in the coming days and weeks, including more person-to-person spread."^[12]
- The virus had been confirmed in **5 states**.
- On Jan. 31, **New York City** health officials vehemently denied the rumor regarding a coronavirus case in the city ^[13]. On Feb. 1, however, the city's health commissioner did report that there was a test being performed on a person under 40 who had returned from China, developed matching symptoms, and tested negative to the seasonal flu.
- **Most US patients had recently visited Wuhan.**
- All of the first five U.S. cases were described as **mild**.
- A study on the first US case of novel coronavirus detailed mild symptoms followed by pneumonia (https://www.cnn.com/2020/01/31/health/washington-coronavirus-study-nejm/index.html?utm_term=link&utm_medium=social&utm_content=2020-02-01T00)

U.S. Airlines suspended ALL flights between the U.S. and China

On Friday, January 31, Delta, American and United announced they would temporarily suspend all of their mainland China flights in response to the coronavirus outbreak.^[14]

Prior to this January 31 announcement:

- **UNITED AIRLINES**
on Jan. 28 had announced it would cut 24 flights between the U.S. and China for the first week of February.
- **AMERICAN AIRLINES**
on Jan. 29 had announced it would suspend flights from Los Angeles to Shanghai and Beijing from Feb. 9 through March 27, 2020. It will maintain its flight schedules (10 daily A/R) from Dallas-Fort Worth to Shanghai and Beijing, as well as from Los Angeles and Dallas-Fort Worth to Hong Kong.
- **DELTA**
had not adjusted its schedule of direct flights from the U.S. to China. It is the only airline with direct flights to not take action so far.

The White House was considering issuing a ban on flights between the United States and China, as of late Jan. 28^[11]. Italy has announced on January 31 that it was suspending all flights to and from China following the first 2 cases of coronavirus in Italy.

Travel Alert: Do Not Travel to China

- The U.S. State Department on January 30 issued a **Level 4: Do Not Travel to China Alert** (<https://travel.state.gov/content/travel/en/traveladvisories/traveladvisories/china-travel-advisory.html>) ^[4] (the highest level of alert).
- Previously, on January 29, the advisory was set at a lower "Level 3: Reconsider Travel" advising not to travel to Hubei Province: (Level 4) and reconsider travel to the remainder of China (Level 3).
- The CDC on Jan. 28 issued a Level 3 Warning (<https://wwwnc.cdc.gov/travel/notices/warning/novel-coronavirus-china>), recommending that travelers **avoid all nonessential travel to China** ^[5].

Screening incoming passengers at 20 airports in the U.S.

On January 17, the CDC announced that 3 airports in the United States would begin screening incoming passengers from China: SFO, JFK, and LAX ^[6] Other 2 airports were added subsequently, and on January 28, the U.S. Department of Health and Human Services (HHS) announced that 15 additional U.S. airports (bringing the total to 20) would begin screening incoming travelers from China.

Below is the complete list of airports where screening for the 2019 Novel Coronavirus (2019-nCoV) is in place:

- Los Angeles International (LAX)
- San Francisco International (SFO)
- Chicago O'Hare
- New York JFK
- Atlanta Hartsfield-Jackson International
- Houston George Bush Intercontinental
- Dallas-Fort Worth International
- San Diego International
- Seattle-Tacoma International
- Honolulu International
- Anchorage Ted Stevens International
- Minneapolis-St. Paul International
- Detroit Metropolitan
- Miami International
- Washington Dulles International
- Philadelphia International
- Newark Liberty International
- Boston Logan International
- El Paso International
- Puerto Rico's San Juan Airport

Sources for the historical account

1. Novel Coronavirus (2019-nCoV) situation reports (<https://www.who.int/emergencies/diseases/novel-coronavirus-2019/situation-reports/>) - World Health Organization (<https://www.who.int/>) (WHO)
2. 2019 Novel Coronavirus (2019-nCoV) in the U.S (<https://www.cdc.gov/coronavirus/2019-ncov/cases-in-us.html>) - U.S. Centers for Disease Control and Prevention (<https://www.cdc.gov/>) (CDC)
3. Symptoms of Novel Coronavirus (2019-nCoV) (<https://www.cdc.gov/coronavirus/2019-ncov/about/symptoms.html>) - CDC
4. China Travel Advisory (<https://travel.state.gov/content/travel/en/traveladvisories/traveladvisories/china-travel-advisory.html>) - U.S. State Department, accessed January 31, 2020.
5. Novel Coronavirus in China - Warning - Level 3, Avoid Nonessential Travel (<https://wwwnc.cdc.gov/travel/notices/warning/novel-coronavirus-china>) - CDC, January 28, 2020.
6. Public Health Screening to Begin at 3 U.S. Airports for 2019 Novel Coronavirus ("2019-nCoV") (<https://www.cdc.gov/media/releases/2020/p0117-coronavirus-screening.html>) - CDC January 17, 2020
7. First Travel-related Case of 2019 Novel Coronavirus Detected in United States (<https://www.cdc.gov/media/releases/2020/p0121-novel-coronavirus-travel-case.html>) - CDC, January 21, 2020
8. Second Travel-related Case of 2019 Novel Coronavirus Detected in United States (<https://www.cdc.gov/media/releases/2020/p0124-second-travel-coronavirus.html>) - CDC, January 24, 2020
9. CDC confirms additional cases of 2019 Novel Coronavirus in United States (<https://www.cdc.gov/media/releases/2020/s0126-coronavirus-new-cases.html>) - CDC, January 26, 2020
10. 2019 Novel Coronavirus (2019-nCoV) in the U.S. (<https://www.cdc.gov/coronavirus/2019-ncov/cases-in-us.html>) - CDC, Updated January 29, 2020

11. White House considers ban on flights to China amid coronavirus outbreak (<https://eu.usatoday.com/story/travel/news/2020/01/28/white-house-considers-ban-china-flights-amid-coronavirus-outbreak/4602839002/>) - USA Today, Jan. 28, 2020
12. CDC Confirms Person-to-Person Spread of New Coronavirus in the United States (<https://www.cdc.gov/media/releases/2020/p0130-coronavirus-spread.html>) - CDC Press Release, Jan. 30, 2020
13. NYC Officials Deny Report Of Coronavirus Amid Confusion (<https://www.forbes.com/sites/sergeiklebnikov/2020/01/31/nyc-officials-deny-report-of-coronavirus-amid-confusion/#351e47b5652c>) - Forbes, Jan. 31, 2020
14. Delta, American, United to suspend all China mainland flights as coronavirus crisis grows (<https://eu.usatoday.com/story/travel/2020/01/31/coronavirus-china-flight-ban-delta-cuts-all-flights-white-house/4620989002/>) - USA Today, Jan. 31, 2020
15. Secretary Azar Declares Public Health Emergency for United States for 2019 Novel Coronavirus (<https://www.hhs.gov/about/news/2020/01/31/secretary-azar-declares-public-health-emergency-us-2019-novel-coronavirus.html>) - U.S. Department of Health and Human Services (HHS), Jan. 31, 2020
16. Man returning from Wuhan, China is first case of 2019 Novel Coronavirus confirmed in Massachusetts (<https://www.mass.gov/news/man-returning-from-wuhan-china-is-first-case-of-2019-novel-coronavirus-confirmed-in>) - Massachusetts Department of Public Health, Feb. 1, 2020
17. County of Santa Clara Public Health Department Reports First Case of Novel (new) Coronavirus (<https://www.sccgov.org/sites/phd/news/Pages/novel-coronavirus-1-31-2020.aspx>) - Santa Clara County Public Health, Jan. 31, 2020
18. Coronavirus: First case confirmed in Santa Clara County (<https://www.mercurynews.com/2020/01/31/santa-clara-coronavirus/>) - Mercury News, Jan. 31, 2020

worldometer (/)

[about \(/about/\)](#) | [faq \(/faq/\)](#) | [languages \(/languages/\)](#) | [contact \(/contact/\)](#) | [report coronavirus cases \(/report_us/\)](#)



[\(/newsletter-subscribe/\)](#)



[\(/https://twitter.com/Worldometers\)](https://twitter.com/Worldometers)



[\(/https://www.facebook.com/Worldometers.info\)](https://www.facebook.com/Worldometers.info)